

THIS DRAWING TO BE READ IN CONJUNCTION WITH THE FOLLOWING SA POWER NETWORKS TECHNICAL STANDARDS:

- TS-085 Trenching and Conduit Standard for Underground Distribution Cable Networks
- TS-099 Distribution and Sub-Transmission CAD Drafting Standards
- TS-100 Electrical Design Standard for Underground Distribution Cable Networks
- TS-101 Public Lighting - Design and Installation
- TS-102 Easement Standard for Distribution Networks
- TS-105 Testing for Underground & Overhead Distribution Powerlines up to and including 33kV Networks
- TS-107 Overhead Line Design Standard for Transmission & Distribution Systems
- TS-108 Technical Standard for Distribution Equipment and Transformer Rooms
- TS-109 Earthing of the Distribution Network
- NCC-400 Information for an Applicant Undertaking a Contestable Extension
- NCC-404 Working in the Vicinity of SA Power Networks Infrastructure - Network Access Permit Process

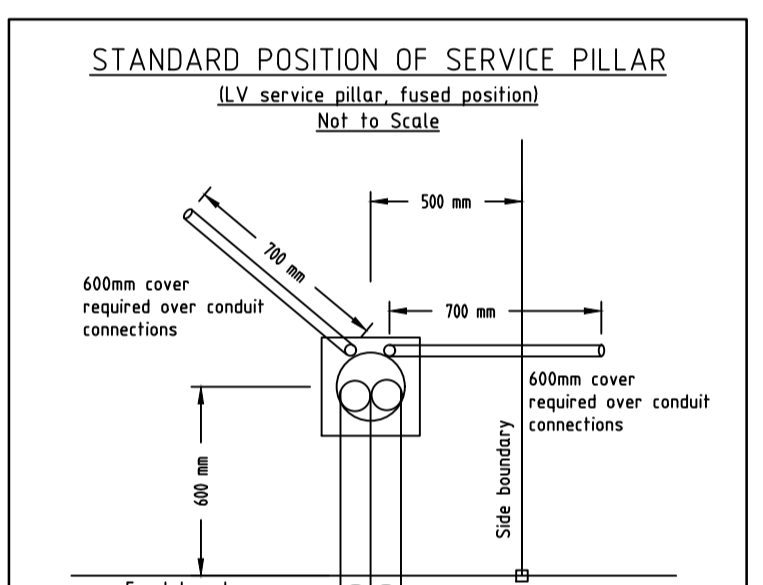
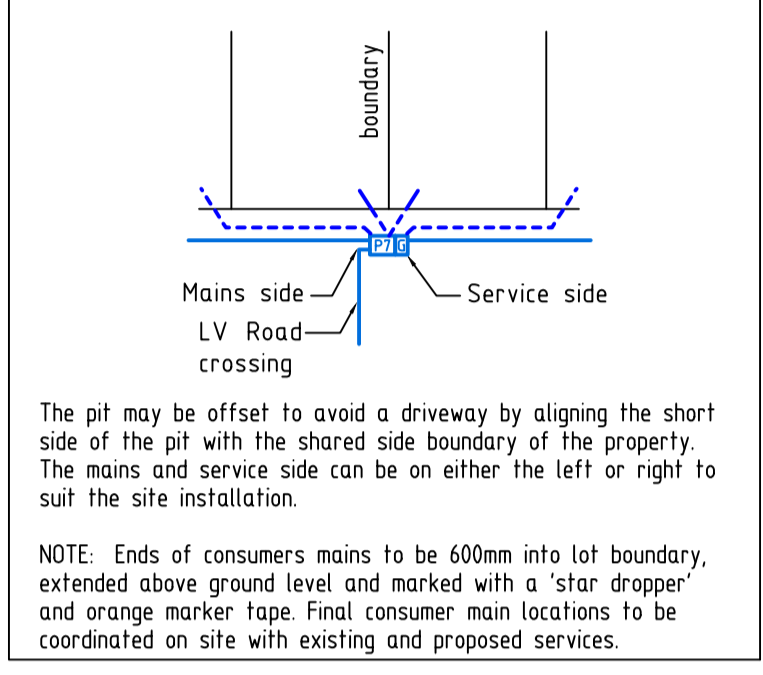
Visit SA Power Networks web site for the current version of the Technical Standards

FOR CONDUIT BEND
DETAIL REFER
SA POWER NETWORKS
TS-085 TABLE 7 to 9.

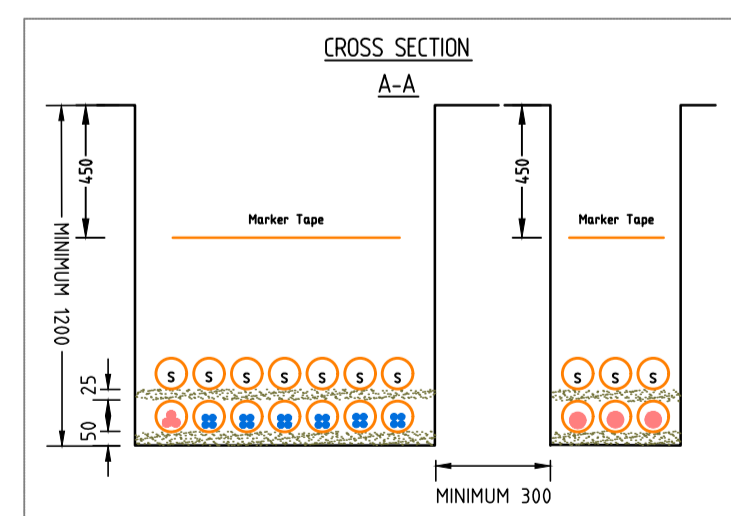
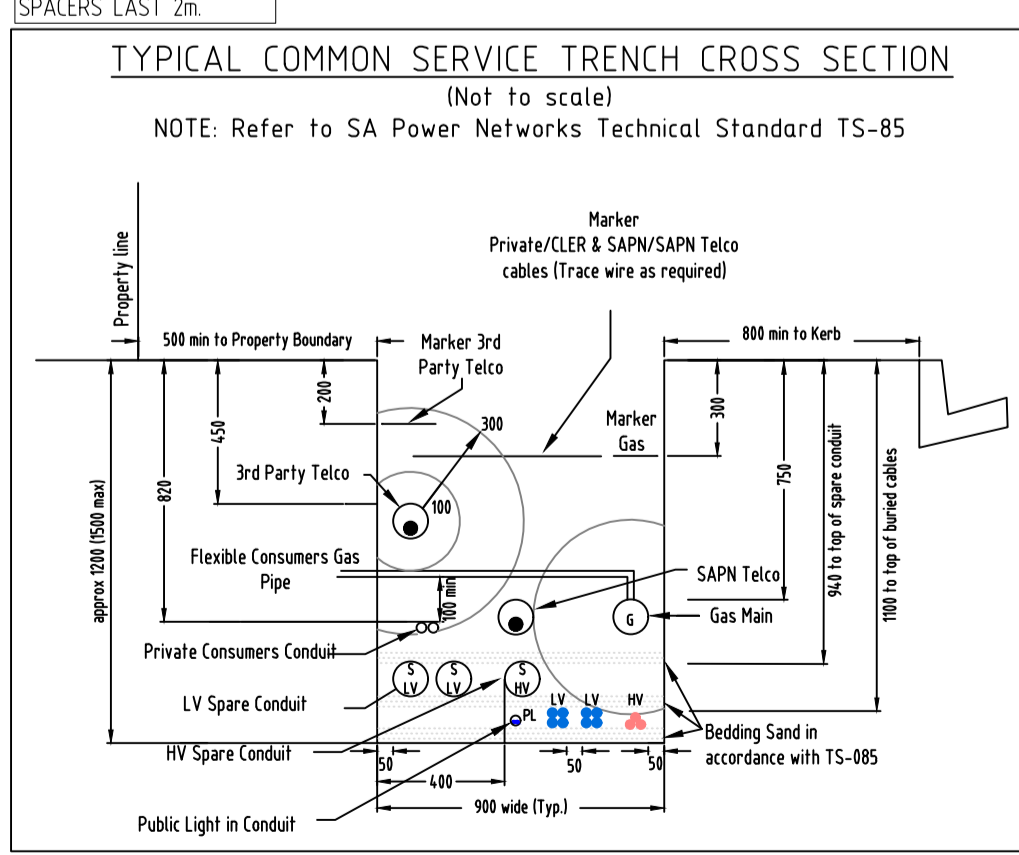
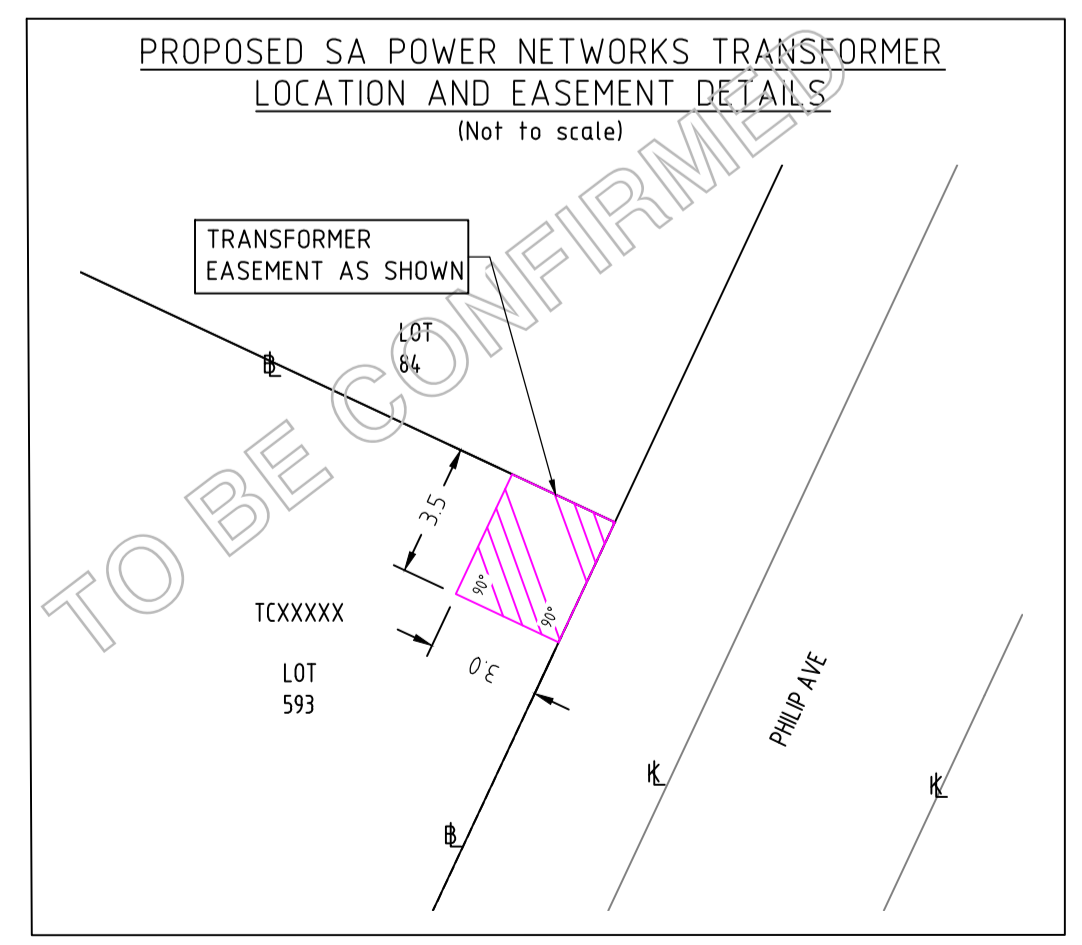
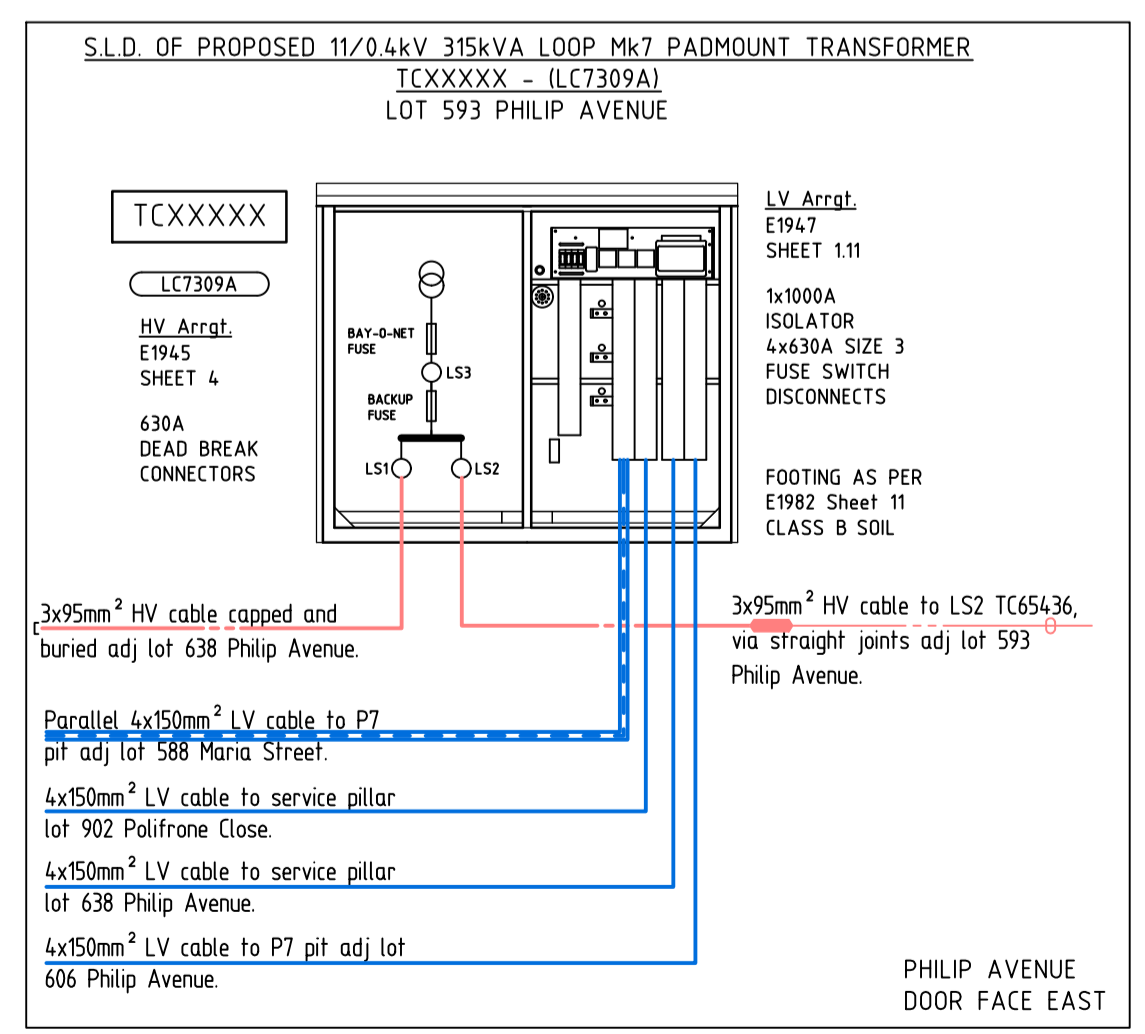
UNFUSED P7 PIT WITH GEL PORTS ARRANGEMENT

Service fuses required in customer's meter box when supplied from unfused P7 junction pit. Install 40mm HD orange electrical conduit from P7 pit to property boundary as per AS/NZS3000.

- For service connections details refer E1921 Sheet 4 and TS-085 for cable entry and exiting positioning.
- For unmetred supply/public lighting supply refer E1921 Sheet 4.3.
- For P7 Gelparts pit arrgt. refer DST 1745 Sheet, arrgt. 1, 2 & 3.
- For LV main cable junction connection details refer E1921 Sheet 3.3.
- For installation and connection refer E-drawings, JSWP 140 and Field Instruction FI-A1.



NOTE:
With approval from the relevant SA Power Networks manager, the developer can request a non-standard service pillar position.



EDGE OF COMMON SERVICE TRENCH (from boundary line) 1.0m
PUBLIC LIGHTING ALIGNMENT (from back of kerb) 1.0m

DESIGN INFORMATION
Termite resistant cable: YES
Earthing: CMEN
The Design ADM / lot: 6KVA

NOTE:
Any changes to be made on site to the location of the common service trench, and/or electrical & street lighting equipment must first be verified by the electrical designer and the project manager/engineering consultant. Any changes to work within proposed SA Power Networks easements must also be verified by the project surveyor.

WGA
WALLBRIDGE GILBERT
AZTEC

AS1158 3.1:2020
LIGHTING DESIGN ROAD CATEGORY

- PHILIP AVENUE PR3
- ALL OTHER ROADS PR5

DATE: 30/07/2021
NAME: J. Parker

WGA
WALLBRIDGE GILBERT
AZTEC

60 Wyatt Street, Adelaide
South Australia 5000
Telephone 08 8223 7433
Email adelaide@wga.com.au
WGA Project No. WGA189172

SURVEYORS NAME: MAP REF: 6628-19-B	FEEDER NO: EL 17	FEEDER NAME: CURTIS RD 11kV
SURVEY DATE: 28/4/2022	GRID REF: 284220 32	SUBSTATION NO: SSD-273
CO-ORDINATE DATUM: GDA94	PROJECT DEFINITION: SA POWER NETWORKS	NOTIFICATION TYPE: RD
GROUND SCALE: 1:1000	ASSET OWNER: SA POWER NETWORKS	PROJECT TYPE: RD
HORIZ: 284016.67 E	XX-000000	CN
VERT: 6162863.33 N	PRELIMINARY	

REV	DETAILS OF REVISION	RVD	CKD	INSP	APD	DATE	REV	DETAILS OF REVISION	RVD	CKD	INSP	APD	DATE	REV	DETAILS OF REVISION	RVD	CKD	INSP	APD	DATE	REV	DETAILS OF REVISION	RVD	CKD	INSP	APD	DATE	REV	
1	PRELIMINARY ISSUE	WGA	JP			06-08-21																							

DRAWN	T TOFIGHI	28-07-21	Head Office 1 Anzac Highway Kewick South Australia 5035
CHECKED	J PARKER	30-07-21	Postal address GPO Box 77 Adelaide South Australia 5001
INSPECTED			Corporate switchboard 08 8424 5667 19:00am - 5:00pm Monday to Friday) Adelaide 03 333 339 7149
APPROVED	N GOSDEN ELIZABETH (08) 8282 1543		



MUSICO - STAGE 5
UNDERGROUND RESIDENTIAL DEVELOPMENT
DEV. No. 292/D068/17

SCALE: 1:500 A1 SHEET 1 OF 1 REV 5000XXXXX